



ISOSPEAK SOFTWARE

IsoSpeak is the first automated informatics suite for advanced, functional, cellular mapping and visualizations which can reveal correlative insights into true, functional immune biology. IsoSpeak's push-button user interface and advanced automation allows users to visualize, target, and utilize data from direct functional proteomic profiling of single cells and bulk populations.



Unique Visualization Options



Polyfunctional Heat Map



3D Cytokine Mapping tSNE



Polyfunctional Strength Index



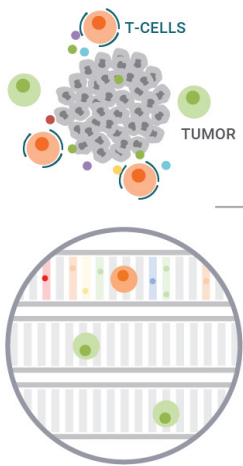
Polyfunctional Heat Map

Single-Cell Cytokine Visualizations Within IsoSpeak Software: Stratify, Correlate, & Gather Insight By Revealing Differences

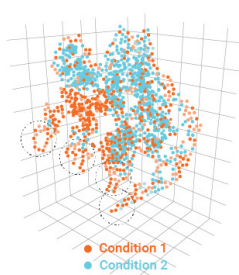
UNCOVER TRUE BIOLOGY

Responders: 15
Non-responders: 15

Source of differences in patient response?



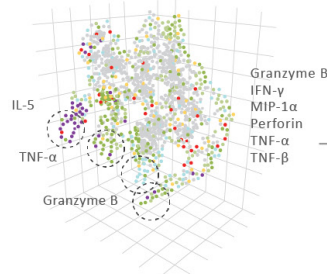
STRATIFY SAMPLES



REVEAL FUNCTIONAL DIFFERENCES

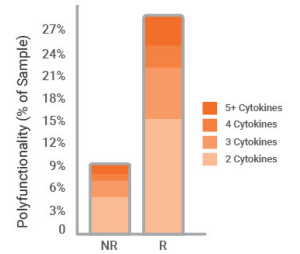


PINPOINT THE BIOLOGICAL DRIVERS

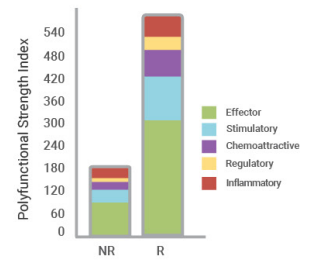


REVEAL SIGNIFICANCE

Multiplexed Cells:
% Polyfunctional Single T-Cells



Polyfunctional Strength Index:
PSI = Polyfunctionality x Intensity



PRODUCT	PRODUCT CODE
IsoSpeak Software	ISOSPEAK-1000-1

RESEARCH AREAS

- Cancer Immunology
- Cell Therapy
- Infectious Disease
- Inflammation
- Targeted Therapies

ADDITIONAL RESOURCES

PUBLICATIONS - isoplexis.com/publications

LITERATURE - isoplexis.com/literature

PROTOCOLS - isoplexis.com/protocols