

NovoCyte Flow Cytometer

The best value in flow cytometry






Focus On Advancing Your Research. Let the Flow Cytometer Do the Rest.

NovoCyte Flow Cytometer – A high-performance flow cytometer for everyone

The Agilent NovoCyte flow cytometer system is a high-performance benchtop flow cytometer designed for all user levels and laboratory types. This budget-friendly instrument is capable of detecting up to 15 colors with impressive sensitivity and resolution. The customizable laser and optical configuration of NovoCyte offers a high degree of flexibility while providing complex cell analysis capabilities. NovoExpress software enables intuitive and easy sample acquisition and analysis – simultaneously. The NovoSampler Pro is an optional high-throughput system that provides versatility in acquiring multiple sample formats such as single tubes, multiple tubes, and 24-, 48-, 96-well plates in a single, simple setup.



Experience the NovoCyte advantage

Powerful

- Up to 15-colors detection with enhanced sensitivity and resolution

Intuitive

- Complete acquisition and analysis software provides a high level of automation and advanced data analysis capability

Customizable

- One to three laser options, exchangeable filters, multiple sampling options, and flexible analysis formats

Instrument features

Load-and-Go, Without the Hassle

- Optimized PMT voltage and 24 bit detection dynamic range.
- Provides a dynamic range of 10^7 for signal detection and processing, offering a broader signal range than other flow cytometers.
- Wide range of fluorescence and scattering signal intensities eliminates the need for complicated and laborious PMT voltage adjustment. Data acquisition is simply load-and-go.



High fluorescence signal resolution improves detection accuracy

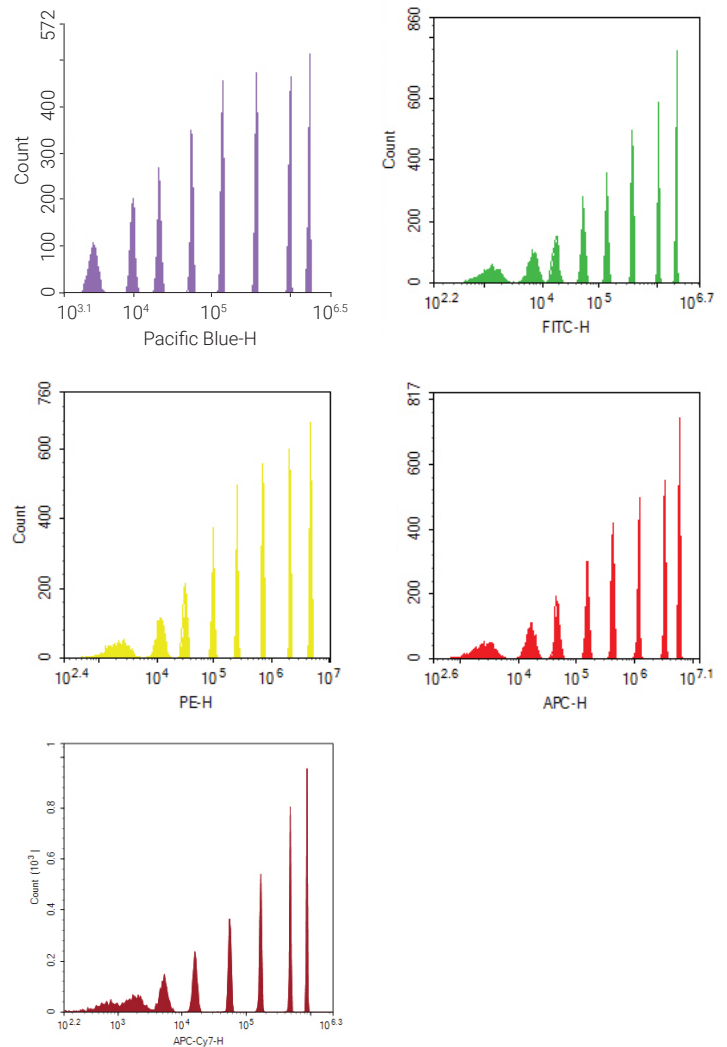
Advanced optical and fluidic system design, premier quality components, and innovative signal processing algorithms collectively ensure accurate extraction of detection parameters with consistently low variation.

Novel optical design and enhanced signal detection

Patent-pending independent beam shaping optics and light collection system maximize signal detection efficiency, increasing sensitivity and resolution for each fluorescence channel.


Fixed optical alignment removes the need for daily setup and adjustment of the optical system, saving time and simplifying training.

Optimized forward scatter obscuration bar increases sensitivity to enhance small particle detection and resolution.



Automation capabilities


High-Throughput Capability with NovoSampler Pro



The Agilent NovoSampler Pro is an automatic sample loading system that fulfills the requirements of high-throughput and automated sample acquisition. The NovoSampler Pro seamlessly integrates with the NovoCyte flow cytometer, making it very easy to operate while delivering high-speed analysis and processing performance.

Automation capabilities

- Walkaway automation and increased productivity.
- Maintains homogeneity and integrity of biological samples
- Simple installation, easy operation, and superior performance
- Programmable vortex-mixing mechanism
- Compatible with various sample formats:
 - 96-well plate (U, V, flat bottom)
 - 48-well plate
 - 24-well plate
 - 24-tube rack
 - Customized plates, tubes, racks



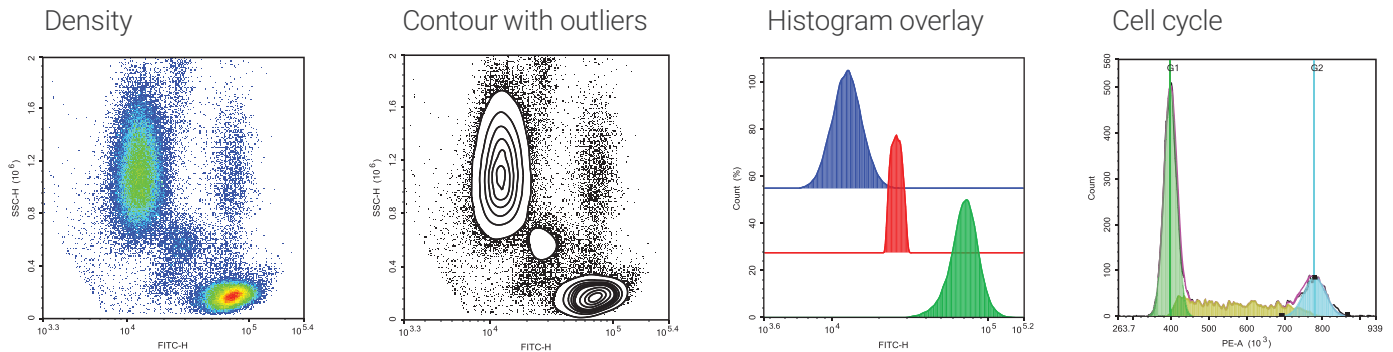
NovoCyte flow cytometer (above)
with optional NovoSampler Pro autosampler (below).

Software

The NovoExpress Experience: Simple and Easy

Automated and versatile data analysis functions

Powerful NovoExpress software allows efficient data acquisition, data analysis, and report generation. NovoExpress provides flexible analysis templates and plotting tools, offering enhanced data analysis efficiency.



Automatic fluidic monitoring and maintenance

Adding to the user-friendliness of the NovoCyte system is the automatic fluidic monitoring station and easy-to-use maintenance icons. There is no need to manually check whether the cleaning or sheath fluids are low or the waste container is full; these levels are automatically monitored and the system notifies the user when action is required. Similarly, routine fluidic cleaning and maintenance procedures can be accessed within the NovoExpress software with a simple click of the icon.




QC test and QC reports

Embedded within the NovoExpress software is an automatic quality control evaluation. By running one drop of QC particles, every user can determine proper instrument performance and track this performance over time using the automatically generated QC reports. Each time the QC test is run, QC reports are automatically generated and saved for future reference. This ensures proper performance monitoring on both a day-to-day and long-term basis.

Service and support

Fully Committed to Providing High-Performance Products as Well as Reliable Service and Support to Customers



Agilent Novocyte Flow Cytometer service and warranty

In order to ensure long-term customer success with the NovoCyte line of flow cytometers, Agilent is standing by with a technical service and support team who will provide the knowledge and experience needed for continued operational excellence.

Preventive maintenance and extended service warranty

It is always a good idea to ensure optimal performance of the Agilent NovoCyte flow cytometer even beyond the original manufacturing warranty period. Agilent offers a variety of service contracts for your peace of mind. Preventive maintenance and extended warranty and service agreements can be offered for periods of up to seven years. The services and support provided for extended warranties are identical to the one-year warranty.

Technical application support and training

Agilent technical application support scientists are available to provide applications and instrumentation technical or troubleshooting assistance. Highly capable Agilent support team members can provide different levels of training packages to ensure a smooth operational transition for laboratory staff and users.

Learn more:

www.agilent.com/chem/novocyte

Buy online:

www.agilent.com/chem/store

U.S. and Canada

1-800-227-9770

agilent_inquiries@agilent.com

Europe

info_agilent@agilent.com

Asia Pacific

inquiry_lsca@agilent.com

This information is subject to change without notice.

RA44854.7185185185

© Agilent Technologies, Inc. 2022
Published in the USA, August 8, 2022
5994-5461EN

